
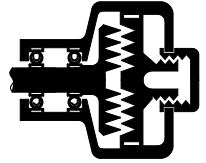


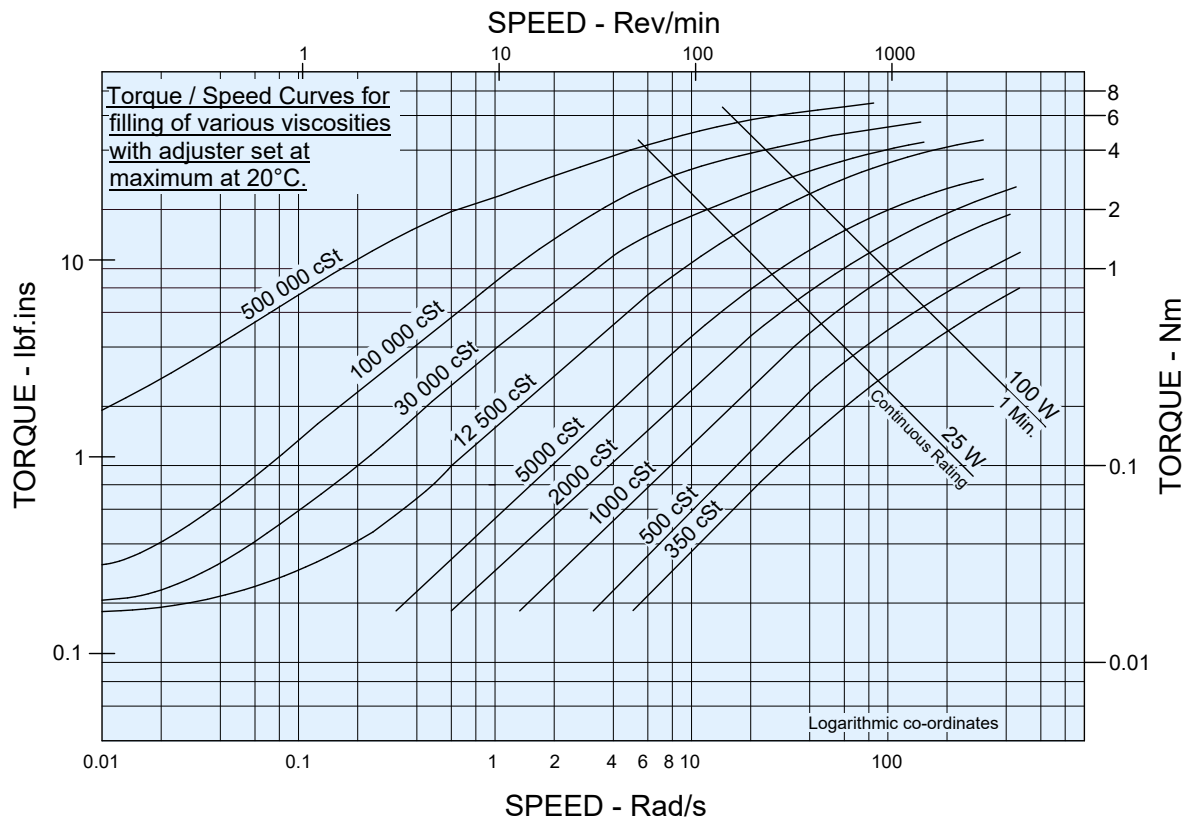
Kinetrol Model S-CRD CR Dashpot



Rates

Adjustable - see curves ($\pm 10\%$)

Adjustment allows the rate to be varied down to $\frac{1}{10}$ of the maximum values, for any speed of rotation.



Viscosities Available

350; 500; 1,000; 2,000; 5,000; 12,500; 30,000; 100,000; 500,000 cSt.

Specification of fluid viscosity provides torque/speed characteristics shown by the curves above.

Ordering Codes

S – CRD – (Filling Viscosity)

Example:

S – CRD – 30,000 has a 30,000 cSt filling.

Kinetrol Model S-CRD CR Dashpot

Specification

Max. safe torque
7 Nm / 61 lbf.ins

Max. shaft end load
89 N / 20 lbf

Max. shaft side load
115 N / 26 lbf

Ambient temperature range
0°C to 60°C (32°F to 140°F)

Frictional torque
0.015 Nm / 0.13 lbf.ins typical

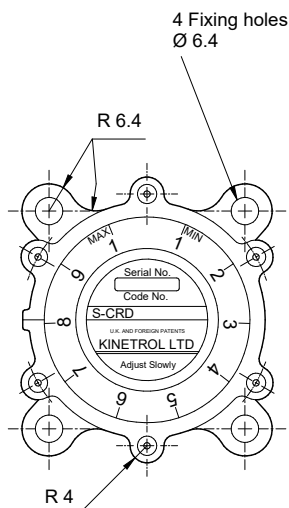
Shaft material
Stainless steel 303S31

Body material
Zinc alloy Mazak 3

Weight
619 g / 1.32 lbs

Dimensions

Dimensions in mm.



The adjuster knob, although marked for reference, is not normally calibrated.

Adjuster knob variations available - contact Kinetrol

